



PRODUCT CODE

(1)(2) (3)(4)(5)(6) -- (8)(9)(10) (11)(12)(13)(14) -- (16)(17)(18)

PRODUCT CODE : XX XXX -- XXX XXXX -- XX

DIGIT 1 PRODUCT GROUP

- | | | | | | |
|---|---|-------------------------|---|---|-------------------------|
| F | = | FRONT TWIN SHOCK | V | = | FRONT MONO SHOCK |
| R | = | REAR TWIN SHOCK | M | = | REAR MONO SHOCK |
| T | = | REAR TWIN SCOOTER SHOCK | O | = | REAR MONO SCOOTER SHOCK |
| I | = | INNER TUBE | K | = | FRONT FORK |
| E | = | STEERING DAMPER | | | |

DIGIT 2 PRODUCT TYPE

- | | | | | | |
|---|---|---|---|---|-----------------------------|
| S | = | SINGLE TUBE HYDRAULIC SHOCK | D | = | DOUBLE TUBE HYDRAULIC SHOCK |
| A | = | DIVIDED PISTON GAS SHOCK | B | = | GAS - DTG |
| T | = | TRIPLE PISTON (ATPD) | | | |
| Z | = | EMULSION GAS SHOCK (E = ECO LINE) | | | |
| G | = | TOP EXTERNAL RESERVOIR PIGGY BACK GAS SHOCK (C = ECO LINE) | | | |
| U | = | BOTTOM EXTERNAL RESERVOIR PIGGY BACK GAS SHOCK (K = ECO LINE) | | | |
| X | = | EXTERNAL RESERVOIR ON HOSE GAS SHOCK (O = ECO LINE) | | | |

DIGIT 3-4-5-6 PISTON AND SHAFT SIZE

- | | | | | | |
|-----|---|-----------------------------|------|---|-----------------------------|
| 168 | = | PISTON 16 MM + SHAFT 8 MM. | 364 | = | PISTON 36 MM + SHAFT 14 MM. |
| 188 | = | PISTON 18 MM + SHAFT 8 MM. | 366 | = | PISTON 36 MM + SHAFT 16 MM. |
| 220 | = | PISTON 22 MM + SHAFT 10 MM. | 456 | = | PISTON 45 MM + SHAFT 16 MM. |
| 222 | = | PISTON 22 MM + SHAFT 12 MM. | 506 | = | PISTON 50 MM + SHAFT 16 MM. |
| 302 | = | PISTON 30 MM + SHAFT 12 MM. | 3020 | = | PISTON 30 MM + SHAFT 20 MM. |
| 304 | = | PISTON 30 MM + SHAFT 14 MM. | 6022 | = | PISTON 60 MM + SHAFT 22 MM. |
| 306 | = | PISTON 30 MM + SHAFT 16 MM. | 7525 | = | PISTON 75 MM + SHAFT 25 MM. |
| 362 | = | PISTON 36 MM + SHAFT 12 MM. | | | |

DIGIT 7 - OR /

DIGIT 8-9-10 LENGTH OF SHOCK

DIGIT 11-12-13-14 FEATURE

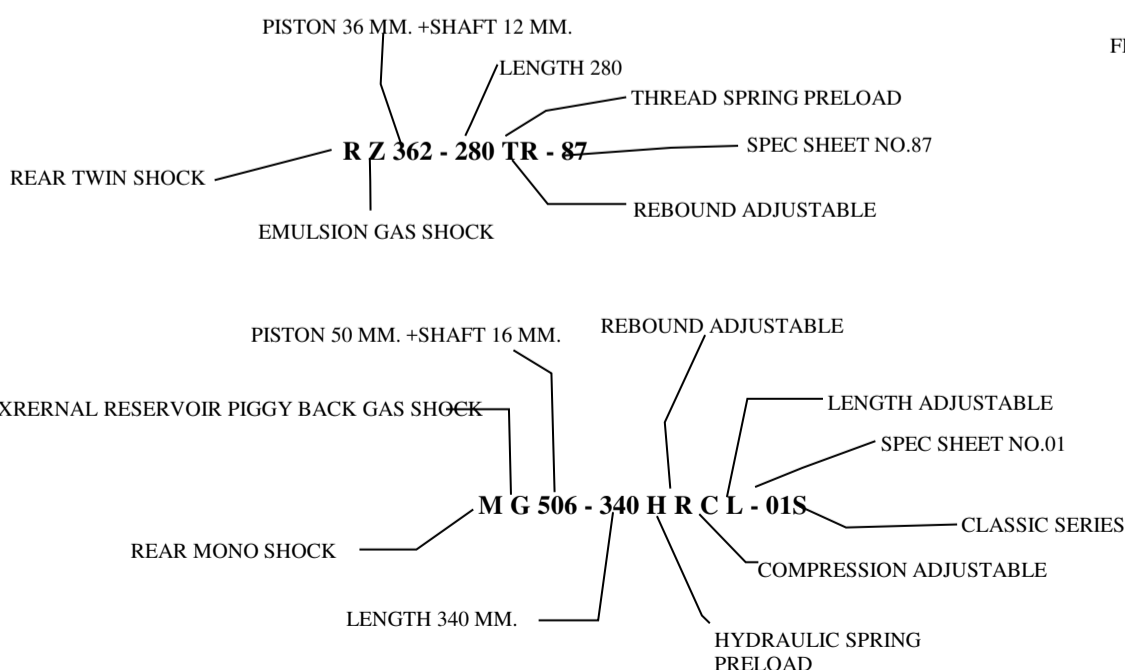
- | | | | | | | |
|----|---|---|--|--------------------------|----|---|
| 11 | } | P | = | STEP SPRING PRELOAD | | |
| | | T | = | THREADED SPRING PRELOAD | | |
| | | H | = | HYDRAULIC SPRING PRELOAD | H1 | = |
| 12 | R | = | REBOUND ADJUSTABLE | | | |
| 13 | C | = | COMPRESSION ADJUSTABLE | | | |
| OR | W | = | HIGH-LOW SPEED COMPRESSION ADJUSTABLE | | | |
| OR | V | = | VBSC - HIGH-LOW SPEED COMPRESSION AND OIL BALANCE ADJUSTABLE | | | |
| 14 | L | = | LENGTH ADJUSTABLE | | | |

DIGIT 15 - OR /

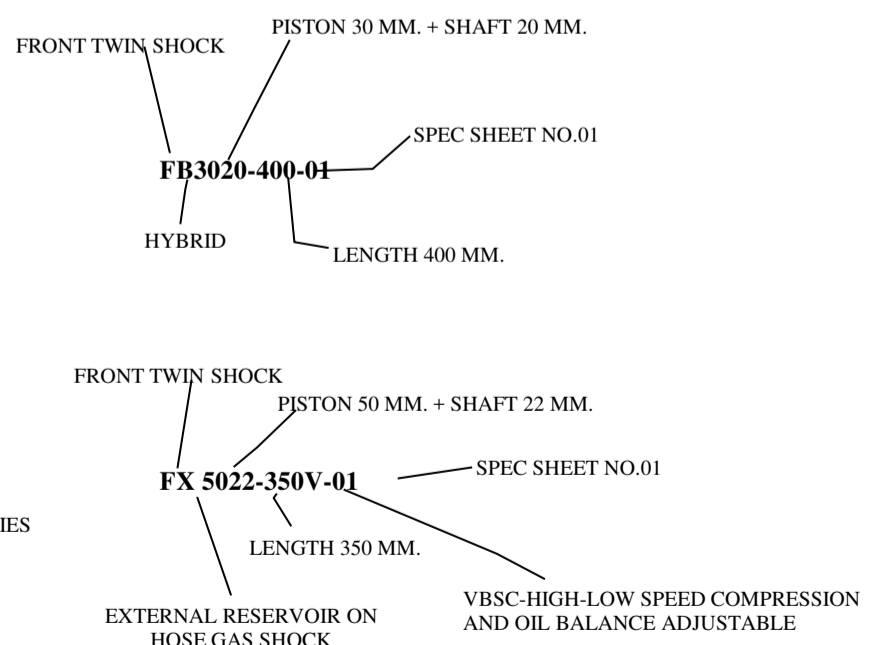
DIGIT 16-17 SPEC SHEET NUMBER.

DIGIT 18 ADDITIONAL

EXAMPLES FOR MOTO



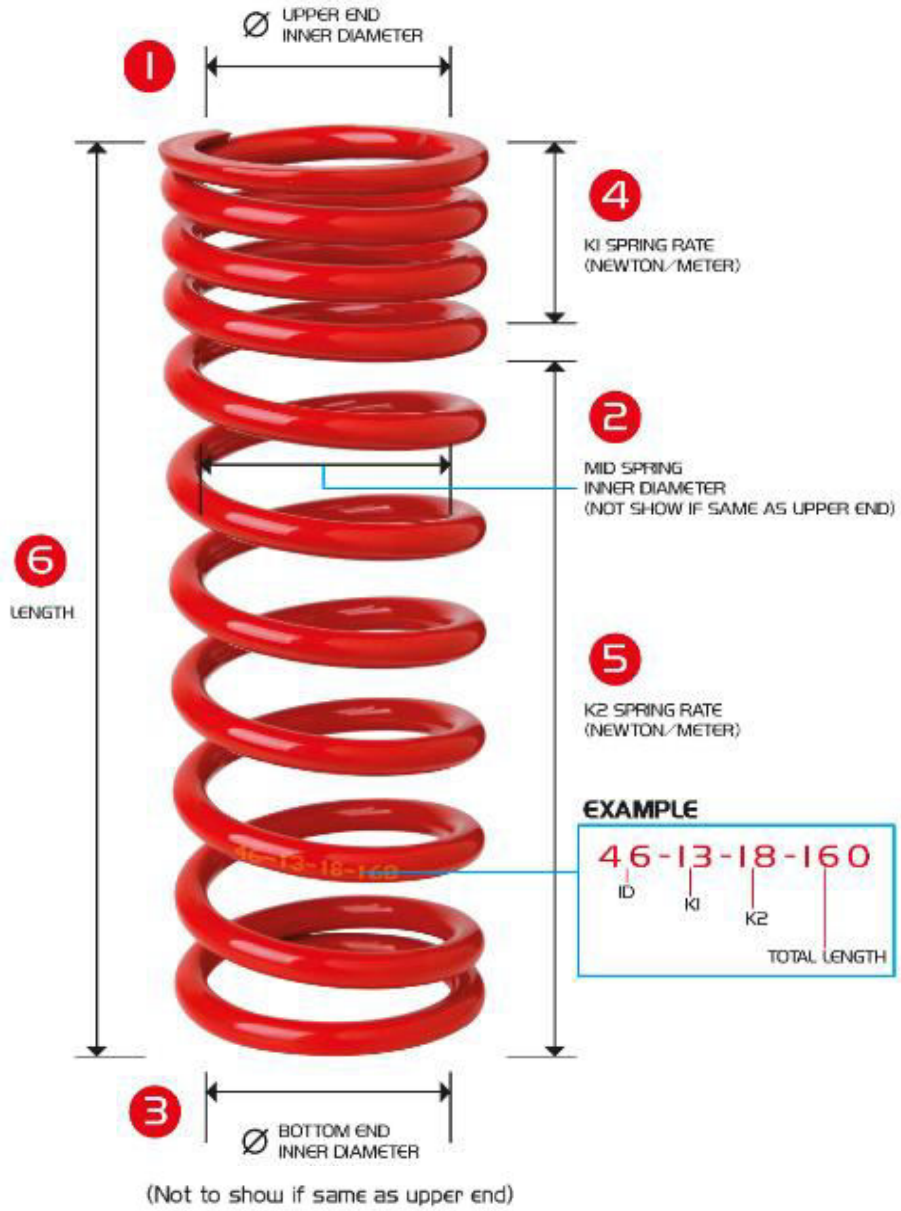
EXAMPLES FOR AUTO



SPRING CODE



X X - X X - X X - X X - X X - X X X
1
2
3
4
5
6



EXAMPLE

4	6	-	13	-	18	-	160
ID	K1		K2				TOTAL LENGTH